

ABOUT TAMBOLI CAPITAL LIMITED:

Tamboli Capital Limited (TCAP) is listed on the Bombay Stock Exchange (BSE) since 2010 under scrip code 533170. TCAP is the holding Company of its Wholly Owned Subsidiary, Tamboli Castings Limited (TCL). TCL is engaged in the manufacturing of high-precision, fully machined investment castings and precision components. TCL is a specialist in precision components for the Pneumatics & Automation, Pumps, Valves & Turbo Parts, Aerospace and Automotive industries. TCAP is promoted by the Tamboli family who is the pioneer of Investment Casting Technology in India. In 2004 TCL was incorporated as a 100% Export Oriented Unit (EOU) in Bhavnagar, Gujarat, and commenced manufacturing in 2006. This is the core business segment of TCAP, which contributes 99% of the top line for the Company. The Company has built an enviable clientele consisting of Fortune 500 companies & the best brands across Europe, the USA and Asia. TCL has nurtured a very strong source of client-centric work environment and globally diversified revenue streams.

tambolicapital.in

tcl.in

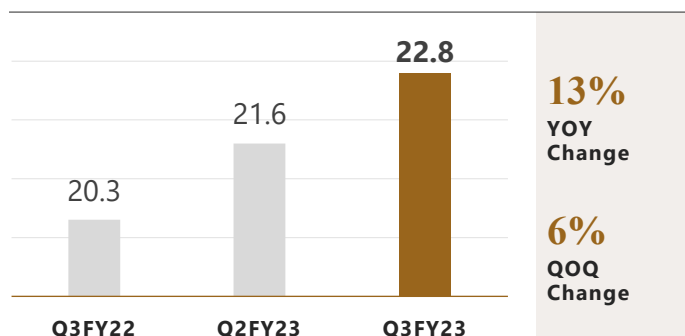
Tamboli Capital Limited Reports Q3 & 9M FY23 Results

Bhavnagar, February 7th, 2023: Tamboli Capital Limited, the holding Company of Tamboli Castings Limited, one of the most respected manufacturers of high-precision, fully-machined investment castings, announced its financial results for the third quarter ended December 31st, 2022.

CONSOLIDATED FINANCIAL & OPERATIONAL HIGHLIGHTS FOR QUARTER ENDED DECEMBER 31ST, 2022:

REVENUE FROM OPERATIONS

(₹ Crores)

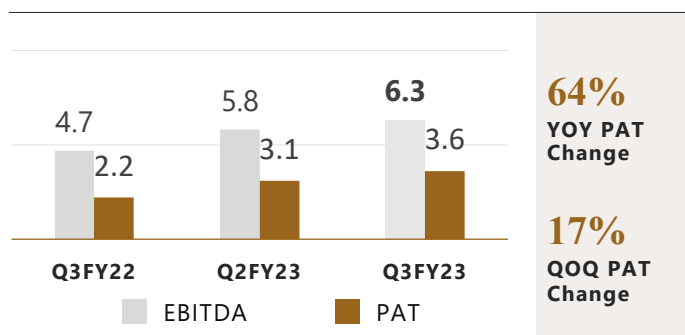


FINANCIAL HIGHLIGHTS

- Revenue from Operations for Q3FY23 stood at ₹22.8 Crores, registering a growth of 13% YoY and 6% QoQ
- Revenue from Operations for 9MFY23 stood at ₹68.1 Crores, registering a growth of 19% over 9MFY22
- EBITDA for Q3FY23 stood at ₹6.3 Crores, registering a growth of 35% YoY and 10% QoQ
- EBITDA for 9MFY23 stood at ₹17.4 Crores, registering a growth of 8% over 9MFY22
- EBITDA Margin for Q3FY23 stood at 26%, as compared to 23% in Q3FY22 and 26% in Q2FY23
- PAT for Q3FY23 stood at ₹3.6 Crores, registering a growth of 64% YoY and 17% QoQ
- PAT for 9MFY23 stood at ₹9.6 Crores, registering a growth of 7% over 9MFY22

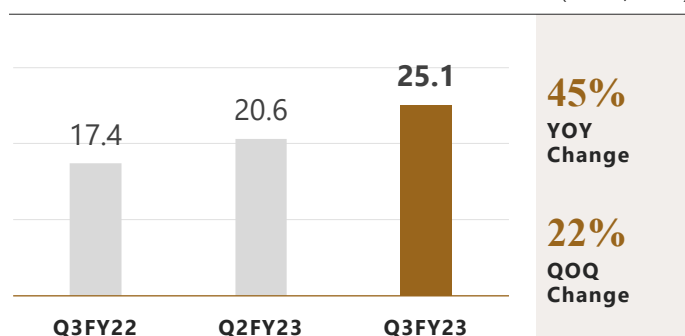
EBITDA & PAT

(₹ Crores)



AVERAGE REALISATION

(₹ Lakh/Tonne)



OPERATIONAL HIGHLIGHTS

- Average Realisation for Q3FY23 stood at ₹25.1 Lakhs/Tonne, registering a growth of 45% YoY and 22% QoQ
- Average Realisation for 9MFY23 stood at ₹20.8 Lakhs/Tonne, registering a growth of 21% over 9MFY22

GET IN TOUCH:

TAMBOLI CAPITAL LIMITED
direct1@tambolicapital.in

TIL ADVISORS PRIVATE LIMITED
sayam@theinvestmentlab.in